

4

Shipping Instructions

PACKAGE & RETURN

REGISTER THE KIT



Scan the QR code OR go to myrenegade.renegade.bio



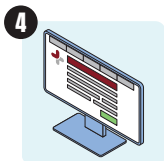
1 Log in to your account.



2 On the navigation bar, select **Orders**.

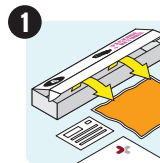


3 Select your order.

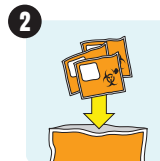


4 Follow on-screen instructions to complete your kit registration.

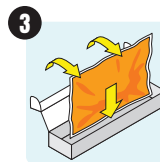
RETURN THE KIT



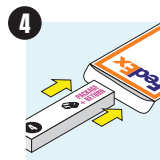
1 Remove all contents from the **PACKAGE + RETURN** box.
Do not throw out this box!



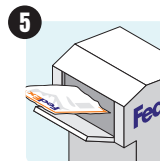
2 Place each individually bagged sample in the large biohazard bag.



3 Place the large biohazard bag into the **PACKAGE + RETURN** box.



4 Place the **PACKAGE + RETURN** box into the prepaid FedEx bag and seal the bag.



5 Drop the bag off at a FedEx location.

WHAT'S NEXT?

1. Once your kit is received, the renegade.bio lab will process your samples.
2. A board-certified physician will review your results.
3. You'll receive a notification when your results are available.
4. Log into your account and review your results.